

Detailed Item Analysis Report

Filter: Faculty ID = Langley, James 0223345

The course syllabus was consistently followed.

Mean: 5.31

Response	Value	Frequency	Percent	Graph
Strongly Agree	6.00	15	46.88	
Agree	5.00	15	46.88	
Neutral	4.00	0	0.00	
Disagree	3.00	1	3.13	
Strongly Disagree	2.00	1	3.13	
<i>Does Not Apply</i>	<i>1.00</i>	<i>0</i>	<i>0.00</i>	
Total Valid		32	100.00	

The course outcomes and assignments were clearly explained in the syllabus.

Mean: 5.53

Response	Value	Frequency	Percent	Graph
Strongly Agree	6.00	22	68.75	
Agree	5.00	8	25.00	
Neutral	4.00	0	0.00	
Disagree	3.00	1	3.13	
Strongly Disagree	2.00	1	3.13	
<i>Does Not Apply</i>	<i>1.00</i>	<i>0</i>	<i>0.00</i>	
Total Valid		32	100.00	

Detailed Item Analysis Report

Filter: Faculty ID = Langley, James 0223345

The assignments were based on the readings/material taught in the class.

Mean: 5.59

Response	Value	Frequency	Percent	Graph
Strongly Agree	6.00	22	68.75	
Agree	5.00	9	28.13	
Neutral	4.00	0	0.00	
Disagree	3.00	0	0.00	
Strongly Disagree	2.00	1	3.13	
<i>Does Not Apply</i>	<i>1.00</i>	<i>0</i>	<i>0.00</i>	
Total Valid		32	100.00	

The timeline for assignments was sufficient.

Mean: 5.66

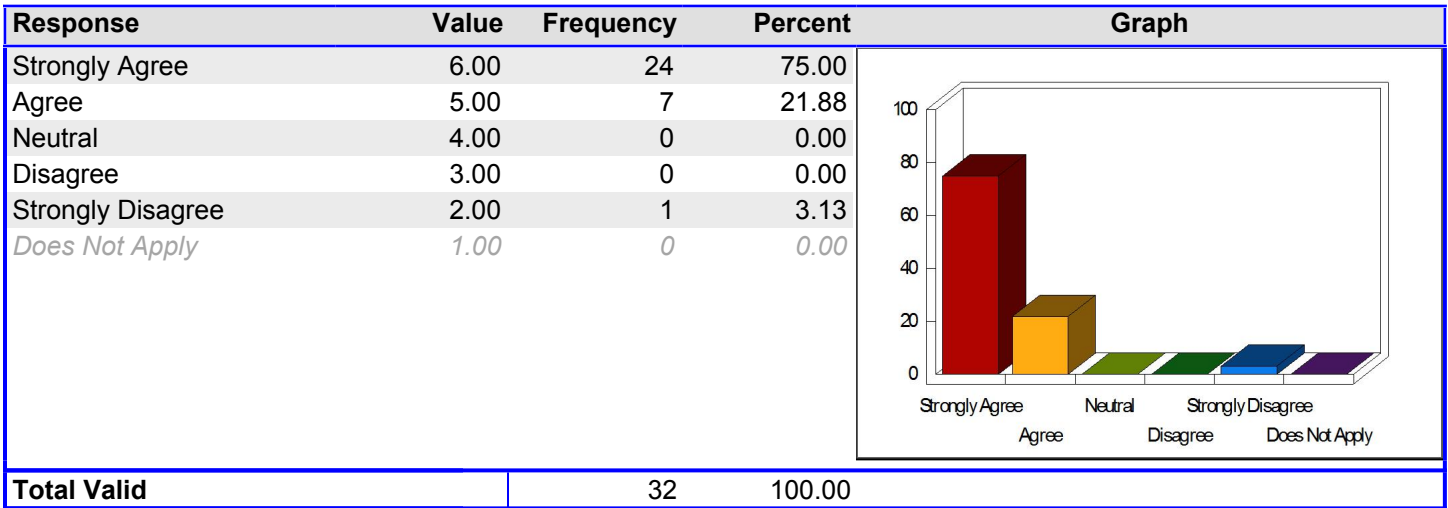
Response	Value	Frequency	Percent	Graph
Strongly Agree	6.00	24	75.00	
Agree	5.00	7	21.88	
Neutral	4.00	0	0.00	
Disagree	3.00	0	0.00	
Strongly Disagree	2.00	1	3.13	
<i>Does Not Apply</i>	<i>1.00</i>	<i>0</i>	<i>0.00</i>	
Total Valid		32	100.00	

Detailed Item Analysis Report

Filter: Faculty ID = Langley, James 0223345

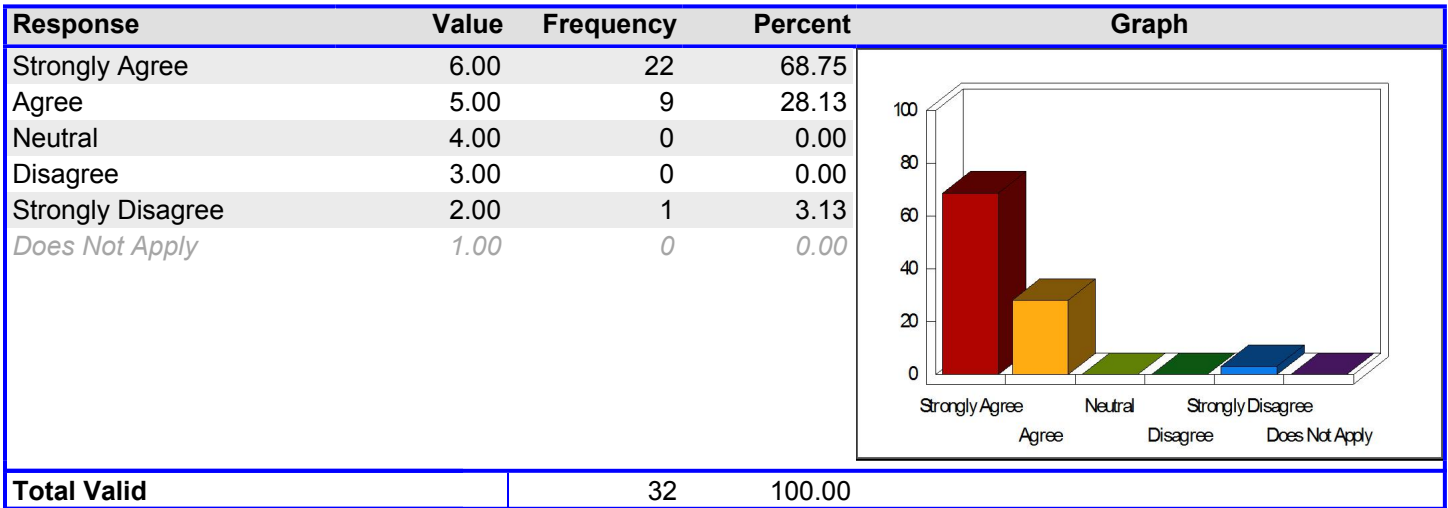
Exams/evaluations were based on the readings/material taught in class.

Mean: 5.66



The textbook was appropriate for the assignments.

Mean: 5.59



Detailed Item Analysis Report

Filter: Faculty ID = Langley, James 0223345

The class materials were appropriate for me.

Mean: 5.66

Response	Value	Frequency	Percent	Graph
Strongly Agree	6.00	24	75.00	
Agree	5.00	7	21.88	
Neutral	4.00	0	0.00	
Disagree	3.00	0	0.00	
Strongly Disagree	2.00	1	3.13	
<i>Does Not Apply</i>	<i>1.00</i>	<i>0</i>	<i>0.00</i>	
Total Valid		32	100.00	

I am satisfied with this course.

Mean: 5.56

Response	Value	Frequency	Percent	Graph
Strongly Agree	6.00	23	71.88	
Agree	5.00	7	21.88	
Neutral	4.00	0	0.00	
Disagree	3.00	1	3.13	
Strongly Disagree	2.00	1	3.13	
<i>Does Not Apply</i>	<i>1.00</i>	<i>0</i>	<i>0.00</i>	
Total Valid		32	100.00	

Detailed Item Analysis Report

Filter: Faculty ID = Langley, James 0223345

The instructor was well prepared.

Mean: 5.50

Response	Value	Frequency	Percent	Graph
Strongly Agree	6.00	21	65.63	
Agree	5.00	9	28.13	
Neutral	4.00	0	0.00	
Disagree	3.00	1	3.13	
Strongly Disagree	2.00	1	3.13	
<i>Does Not Apply</i>	<i>1.00</i>	<i>0</i>	<i>0.00</i>	
Total Valid		32	100.00	

The instructor clearly explained the course material.

Mean: 5.56

Response	Value	Frequency	Percent	Graph
Strongly Agree	6.00	23	71.88	
Agree	5.00	7	21.88	
Neutral	4.00	0	0.00	
Disagree	3.00	1	3.13	
Strongly Disagree	2.00	1	3.13	
<i>Does Not Apply</i>	<i>1.00</i>	<i>0</i>	<i>0.00</i>	
Total Valid		32	100.00	

Detailed Item Analysis Report

Filter: Faculty ID = Langley, James 0223345

The instructor encouraged student participation.

Mean: 5.56

Response	Value	Frequency	Percent	Graph
Strongly Agree	6.00	23	71.88	
Agree	5.00	7	21.88	
Neutral	4.00	0	0.00	
Disagree	3.00	1	3.13	
Strongly Disagree	2.00	1	3.13	
<i>Does Not Apply</i>	<i>1.00</i>	<i>0</i>	<i>0.00</i>	
Total Valid		32	100.00	

The instructor presented content in an organized manner.

Mean: 5.50

Response	Value	Frequency	Percent	Graph
Strongly Agree	6.00	21	65.63	
Agree	5.00	9	28.13	
Neutral	4.00	0	0.00	
Disagree	3.00	1	3.13	
Strongly Disagree	2.00	1	3.13	
<i>Does Not Apply</i>	<i>1.00</i>	<i>0</i>	<i>0.00</i>	
Total Valid		32	100.00	

Detailed Item Analysis Report

Filter: Faculty ID = Langley, James 0223345

The instructor returned assignments in a timely manner.

Mean: 5.47

Response	Value	Frequency	Percent	Graph
Strongly Agree	6.00	20	62.50	
Agree	5.00	10	31.25	
Neutral	4.00	0	0.00	
Disagree	3.00	1	3.13	
Strongly Disagree	2.00	1	3.13	
<i>Does Not Apply</i>	<i>1.00</i>	<i>0</i>	<i>0.00</i>	
Total Valid		32	100.00	

The instructor provided useful feedback.

Mean: 5.47

Response	Value	Frequency	Percent	Graph
Strongly Agree	6.00	20	62.50	
Agree	5.00	10	31.25	
Neutral	4.00	0	0.00	
Disagree	3.00	1	3.13	
Strongly Disagree	2.00	1	3.13	
<i>Does Not Apply</i>	<i>1.00</i>	<i>0</i>	<i>0.00</i>	
Total Valid		32	100.00	

Detailed Item Analysis Report

Filter: Faculty ID = Langley, James 0223345

The instructor was helpful when I had difficulties or questions.

Mean: 5.50

Response	Value	Frequency	Percent	Graph
Strongly Agree	6.00	22	68.75	
Agree	5.00	8	25.00	
Neutral	4.00	0	0.00	
Disagree	3.00	0	0.00	
Strongly Disagree	2.00	2	6.25	
<i>Does Not Apply</i>	<i>1.00</i>	<i>0</i>	<i>0.00</i>	
Total Valid		32	100.00	

The instructor was accessible during posted office hours.

Mean: 5.50

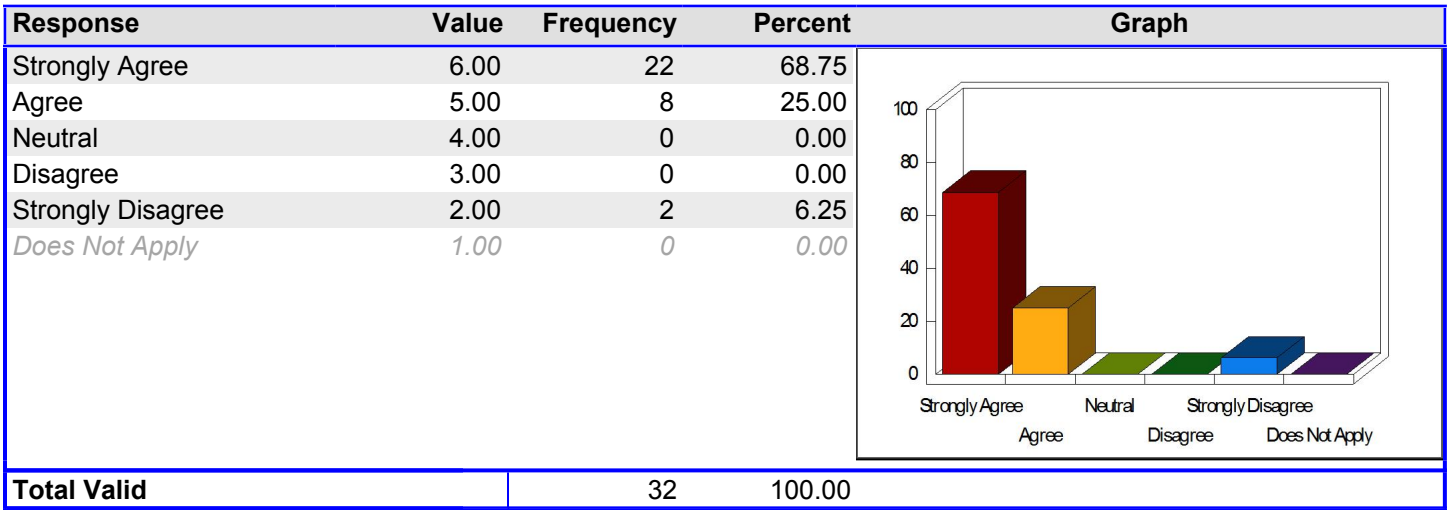
Response	Value	Frequency	Percent	Graph
Strongly Agree	6.00	22	68.75	
Agree	5.00	8	25.00	
Neutral	4.00	0	0.00	
Disagree	3.00	0	0.00	
Strongly Disagree	2.00	2	6.25	
<i>Does Not Apply</i>	<i>1.00</i>	<i>0</i>	<i>0.00</i>	
Total Valid		32	100.00	

Detailed Item Analysis Report

Filter: Faculty ID = Langley, James 0223345

The instructor was responsive to email.

Mean: 5.50



I would recommend this instructor to other students.

Mean: 5.56

