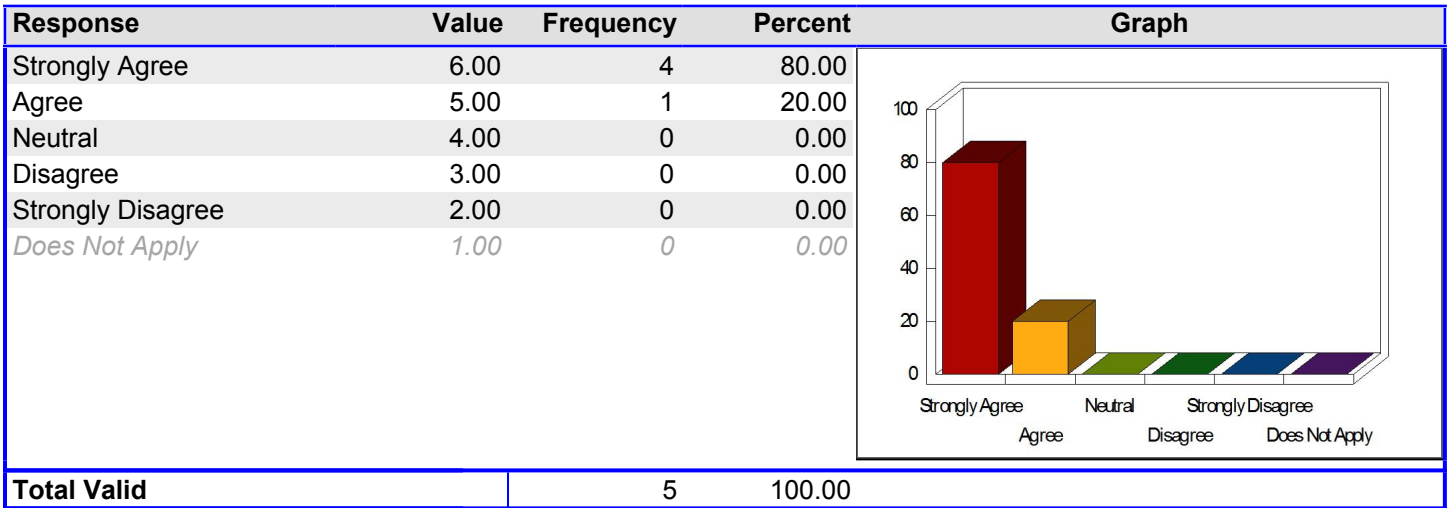


# Detailed Item Analysis Report

**Filter:** Faculty ID = Goza, David 0000531

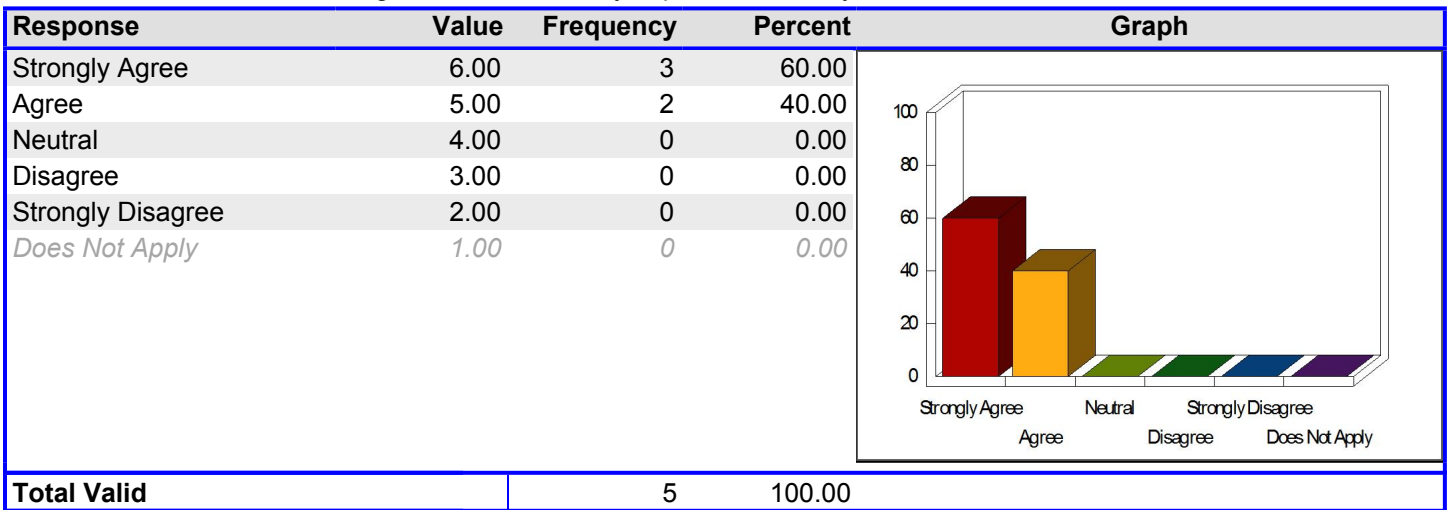
The course syllabus was consistently followed.

Mean: 5.80



The course outcomes and assignments were clearly explained in the syllabus.

Mean: 5.60



# Detailed Item Analysis Report

**Filter:** Faculty ID = Goza, David 0000531

The assignments were based on the readings/material taught in the class.

Mean: 5.60

Response	Value	Frequency	Percent	Graph
Strongly Agree	6.00	3	60.00	<p style="font-size: small; text-align: center;"> <span>Strongly Agree</span>    <span>Agree</span>    <span>Neutral</span>    <span>Disagree</span>    <span>Strongly Disagree</span>    <span>Does Not Apply</span> </p>
Agree	5.00	2	40.00	
Neutral	4.00	0	0.00	
Disagree	3.00	0	0.00	
Strongly Disagree	2.00	0	0.00	
<i>Does Not Apply</i>	<i>1.00</i>	<i>0</i>	<i>0.00</i>	
Total Valid		5	100.00	

The timeline for assignments was sufficient.

Mean: 5.60

Response	Value	Frequency	Percent	Graph
Strongly Agree	6.00	3	60.00	<p style="font-size: small; text-align: center;"> <span>Strongly Agree</span>    <span>Agree</span>    <span>Neutral</span>    <span>Disagree</span>    <span>Strongly Disagree</span>    <span>Does Not Apply</span> </p>
Agree	5.00	2	40.00	
Neutral	4.00	0	0.00	
Disagree	3.00	0	0.00	
Strongly Disagree	2.00	0	0.00	
<i>Does Not Apply</i>	<i>1.00</i>	<i>0</i>	<i>0.00</i>	
Total Valid		5	100.00	

# Detailed Item Analysis Report

**Filter:** Faculty ID = Goza, David 0000531

Exams/evaluations were based on the readings/material taught in class.

Mean: 5.60

Response	Value	Frequency	Percent	Graph
Strongly Agree	6.00	3	60.00	
Agree	5.00	2	40.00	
Neutral	4.00	0	0.00	
Disagree	3.00	0	0.00	
Strongly Disagree	2.00	0	0.00	
<i>Does Not Apply</i>	<i>1.00</i>	<i>0</i>	<i>0.00</i>	
Total Valid		5	100.00	

The textbook was appropriate for the assignments.

Mean: 5.60

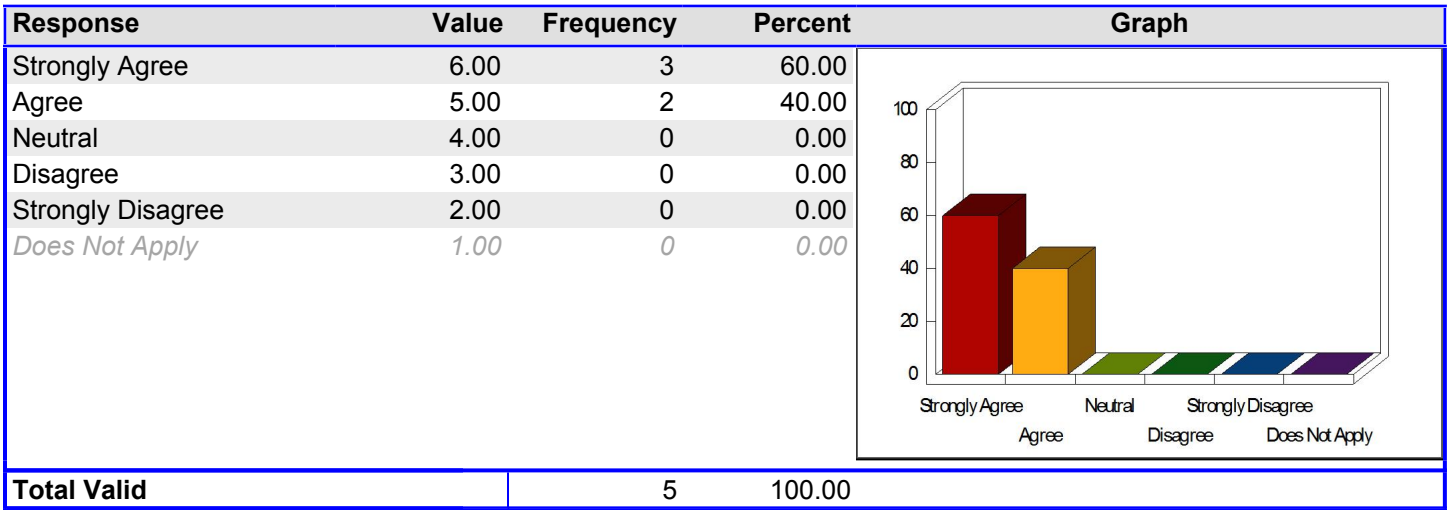
Response	Value	Frequency	Percent	Graph
Strongly Agree	6.00	3	60.00	
Agree	5.00	2	40.00	
Neutral	4.00	0	0.00	
Disagree	3.00	0	0.00	
Strongly Disagree	2.00	0	0.00	
<i>Does Not Apply</i>	<i>1.00</i>	<i>0</i>	<i>0.00</i>	
Total Valid		5	100.00	

# Detailed Item Analysis Report

**Filter:** Faculty ID = Goza, David 0000531

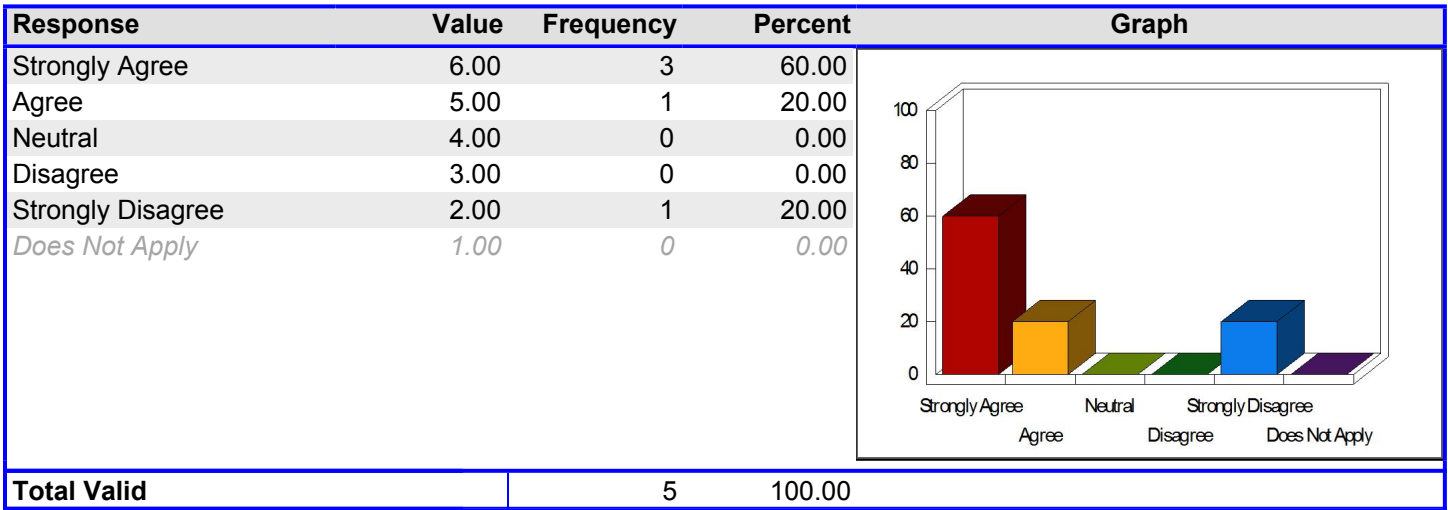
The class materials were appropriate for me.

Mean: 5.60



I am satisfied with this course.

Mean: 5.00



# Detailed Item Analysis Report

**Filter:** Faculty ID = Goza, David 0000531

The instructor was well prepared.

Mean: 5.00

Response	Value	Frequency	Percent	Graph
Strongly Agree	6.00	3	60.00	
Agree	5.00	1	20.00	
Neutral	4.00	0	0.00	
Disagree	3.00	0	0.00	
Strongly Disagree	2.00	1	20.00	
<i>Does Not Apply</i>	<i>1.00</i>	<i>0</i>	<i>0.00</i>	
<b>Total Valid</b>		5	100.00	

The instructor clearly explained the course material.

Mean: 5.60

Response	Value	Frequency	Percent	Graph
Strongly Agree	6.00	3	60.00	
Agree	5.00	2	40.00	
Neutral	4.00	0	0.00	
Disagree	3.00	0	0.00	
Strongly Disagree	2.00	0	0.00	
<i>Does Not Apply</i>	<i>1.00</i>	<i>0</i>	<i>0.00</i>	
<b>Total Valid</b>		5	100.00	

# Detailed Item Analysis Report

**Filter:** Faculty ID = Goza, David 0000531

The instructor encouraged student participation.

Mean: 5.60

Response	Value	Frequency	Percent	Graph
Strongly Agree	6.00	3	60.00	
Agree	5.00	2	40.00	
Neutral	4.00	0	0.00	
Disagree	3.00	0	0.00	
Strongly Disagree	2.00	0	0.00	
<i>Does Not Apply</i>	<i>1.00</i>	<i>0</i>	<i>0.00</i>	
<b>Total Valid</b>		<b>5</b>	<b>100.00</b>	

The instructor presented content in an organized manner.

Mean: 5.00

Response	Value	Frequency	Percent	Graph
Strongly Agree	6.00	3	60.00	
Agree	5.00	1	20.00	
Neutral	4.00	0	0.00	
Disagree	3.00	0	0.00	
Strongly Disagree	2.00	1	20.00	
<i>Does Not Apply</i>	<i>1.00</i>	<i>0</i>	<i>0.00</i>	
<b>Total Valid</b>		<b>5</b>	<b>100.00</b>	

# Detailed Item Analysis Report

**Filter:** Faculty ID = Goza, David 0000531

The instructor returned assignments in a timely manner.

Mean: 5.60

Response	Value	Frequency	Percent	Graph
Strongly Agree	6.00	3	60.00	
Agree	5.00	2	40.00	
Neutral	4.00	0	0.00	
Disagree	3.00	0	0.00	
Strongly Disagree	2.00	0	0.00	
<i>Does Not Apply</i>	<i>1.00</i>	<i>0</i>	<i>0.00</i>	
<b>Total Valid</b>		<b>5</b>	<b>100.00</b>	

The instructor provided useful feedback.

Mean: 5.60

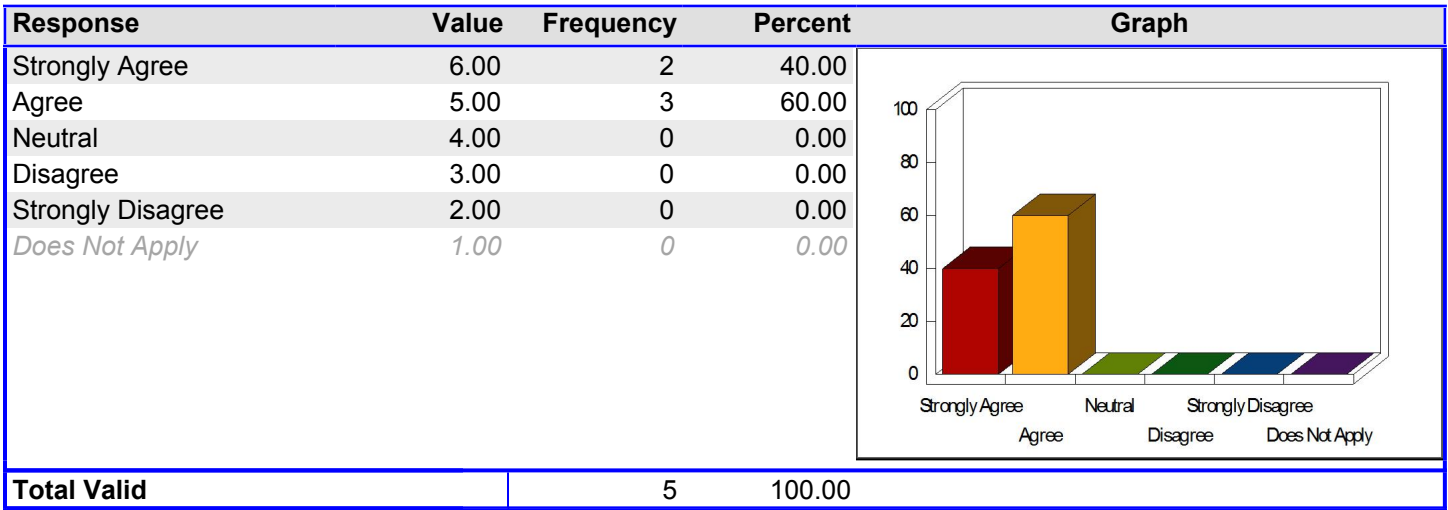
Response	Value	Frequency	Percent	Graph
Strongly Agree	6.00	3	60.00	
Agree	5.00	2	40.00	
Neutral	4.00	0	0.00	
Disagree	3.00	0	0.00	
Strongly Disagree	2.00	0	0.00	
<i>Does Not Apply</i>	<i>1.00</i>	<i>0</i>	<i>0.00</i>	
<b>Total Valid</b>		<b>5</b>	<b>100.00</b>	

# Detailed Item Analysis Report

**Filter:** Faculty ID = Goza, David 0000531

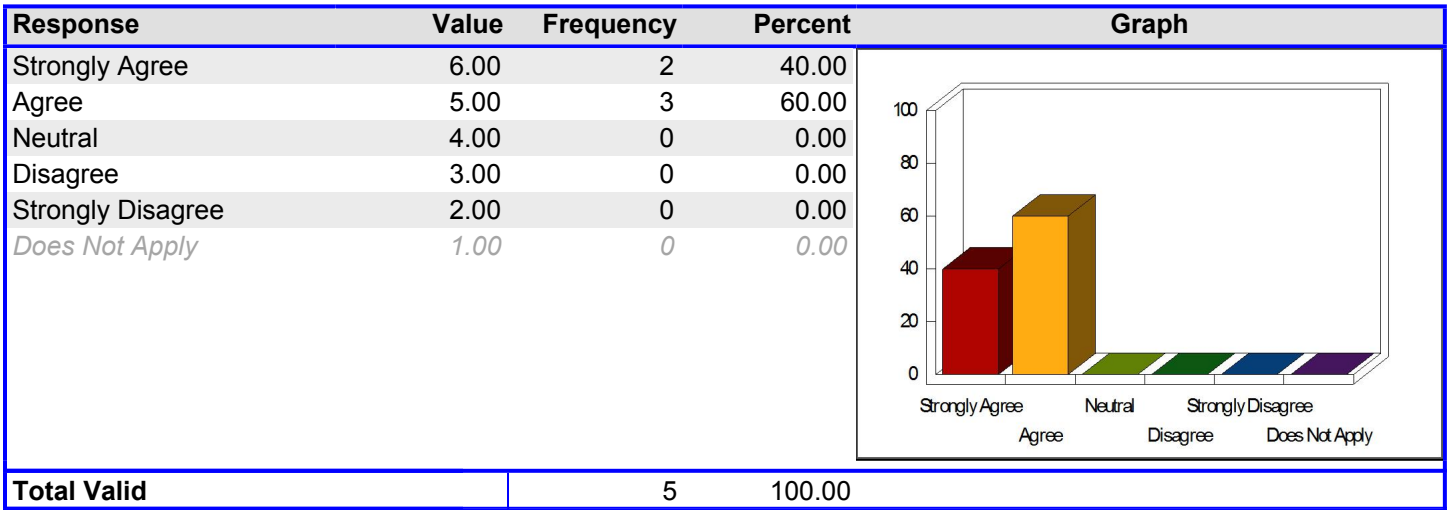
The instructor was helpful when I had difficulties or questions.

Mean: 5.40



The instructor was accessible during posted office hours.

Mean: 5.40





# Detailed Item Analysis Report

**Filter:** Faculty ID = Goza, David 0000531

The instructor was responsive to email.

Mean: 5.40

Response	Value	Frequency	Percent	Graph
Strongly Agree	6.00	2	40.00	
Agree	5.00	3	60.00	
Neutral	4.00	0	0.00	
Disagree	3.00	0	0.00	
Strongly Disagree	2.00	0	0.00	
<i>Does Not Apply</i>	<i>1.00</i>	<i>0</i>	<i>0.00</i>	
Total Valid		5	100.00	

I would recommend this instructor to other students.

Mean: 5.00

Response	Value	Frequency	Percent	Graph
Strongly Agree	6.00	3	60.00	
Agree	5.00	1	20.00	
Neutral	4.00	0	0.00	
Disagree	3.00	0	0.00	
Strongly Disagree	2.00	1	20.00	
<i>Does Not Apply</i>	<i>1.00</i>	<i>0</i>	<i>0.00</i>	
Total Valid		5	100.00	